

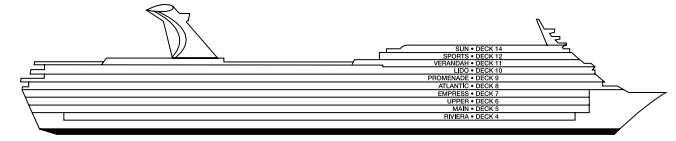
ACCOMMODATIONS SYMBOL LEGEND

- ★ 2 Twin Beds (convert to King) and Single Sofa Bed
 - 2 Twin Beds (convert to King) and 1 Upper Pullman
 - ◇ 2 Twin Beds (convert to King), 1 Lower Pullman, and 1 Upper Pullman
 - ⋮ 2 Twin Beds (convert to King) and 2 Upper Pullmans
 - † 2 Twin Beds (convert to King) and Double Sofa Bed
 - ◆ Stateroom with 2 Porthole Windows
- ◁ Connecting staterooms (ideal for families and groups of friends)
 - ★ Twin beds do not convert to a King Bed.
 - U Unisex Wheelchair Accessible Restroom
- 8A 8B 8C 8D Balcony Staterooms: Beds do not convert to King when both Upper Pullmans in use

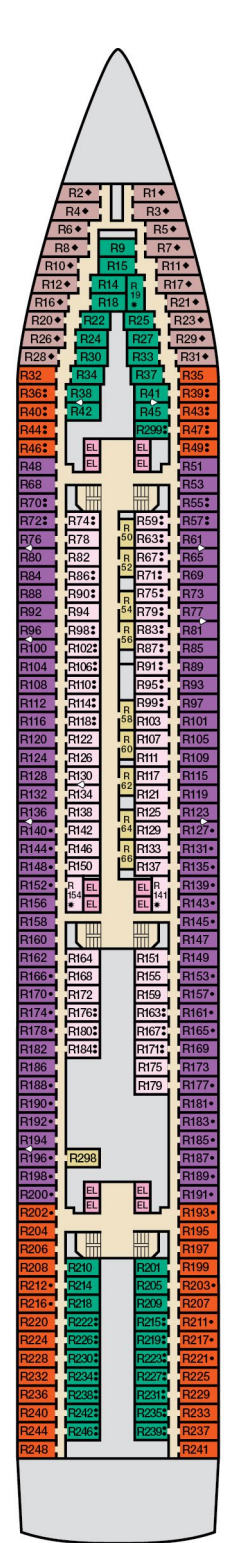
All accommodations are non-smoking.
 Accessible staterooms are available for guests with disabilities. Please contact Guest Access Services at 1-800-438-6744 ext. 70025 for details, or visit <http://www.carnival.com/about-carnival/special-needs.aspx>.

CATEGORIES

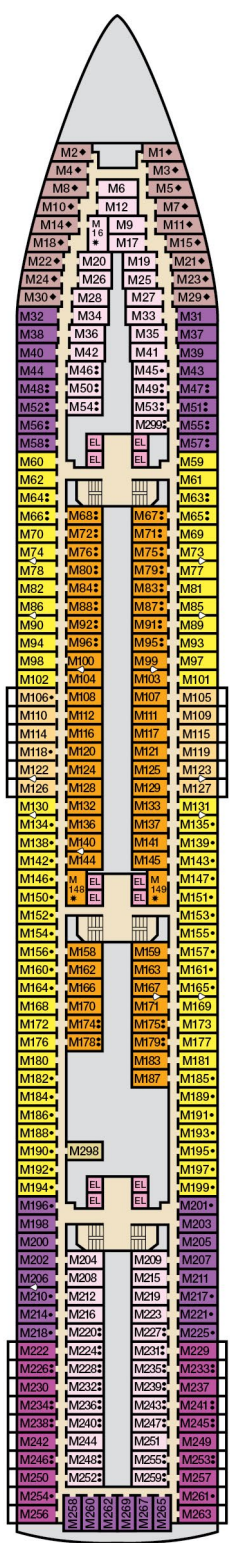
- 1A Interior Upper/Lower
- PT Porthole
- 4A 4B 4C 4D 4E 4I Interior
- 6A 6B 6C 6D 6E Ocean View
- 8A 8B 8C 8D Balcony
- 8M Aft-View Extended Balcony
- 0B Junior Suite (obstructed views)
- 0S Junior Suite
- 0G Grand Suite
- 0S Extended Balcony Grand Suite



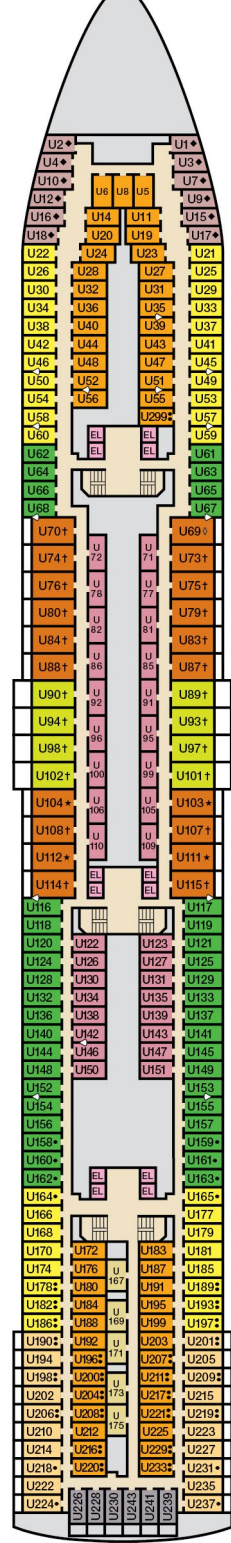
Gross Tonnage: 70,367 Length: 855 Feet Beam: 103 Feet
 Cruising Speed: 21 Knots Guest Capacity: 2,056 (Double Occupancy)
 Total Staff: 920 Registry: The Bahamas



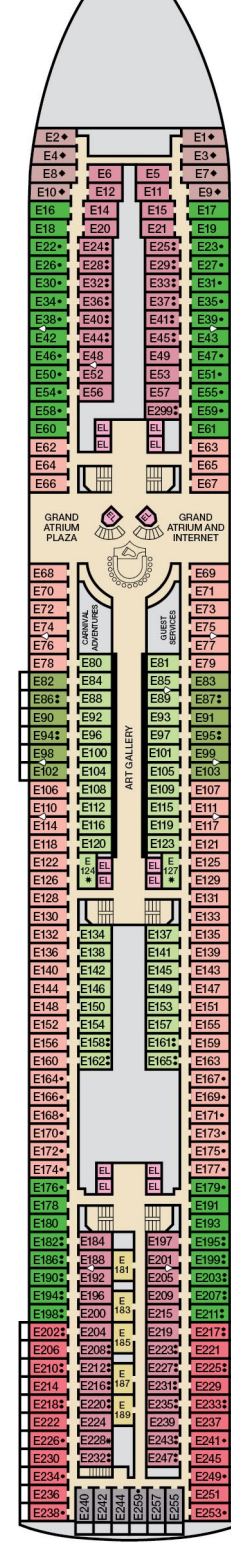
Riviera • Deck 4



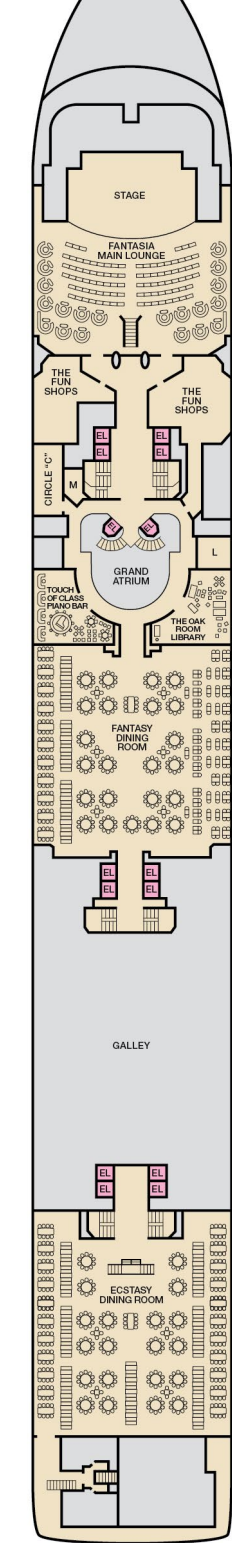
Main • Deck 5



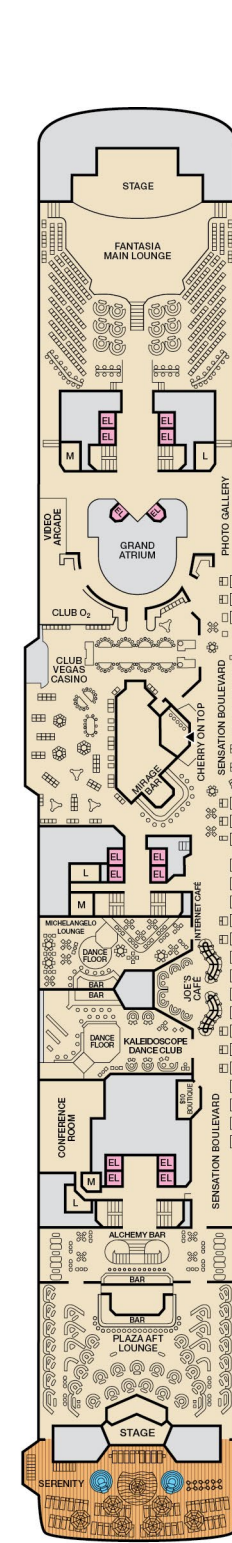
Upper • Deck 6



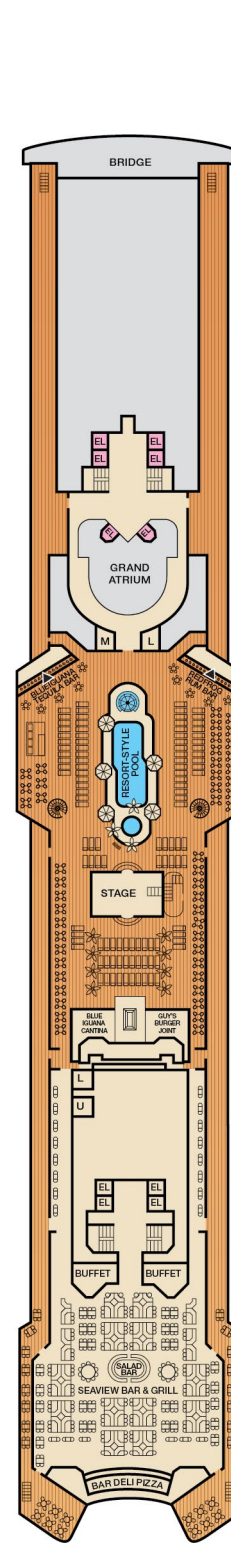
Empress • Deck 7



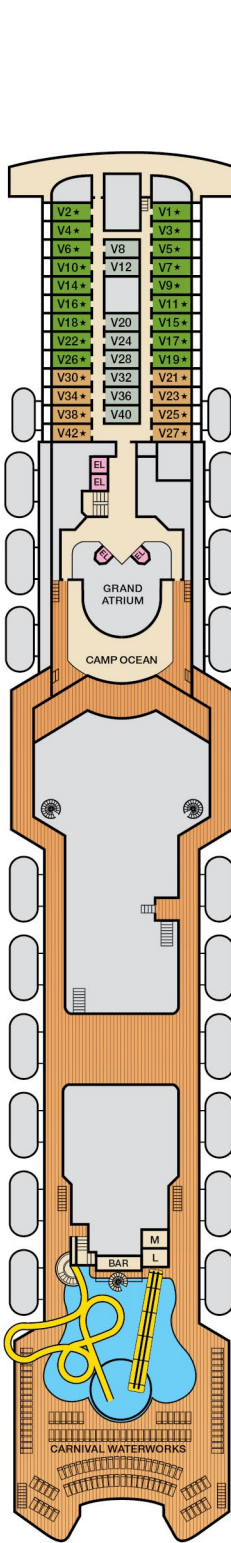
Atlantic • Deck 8



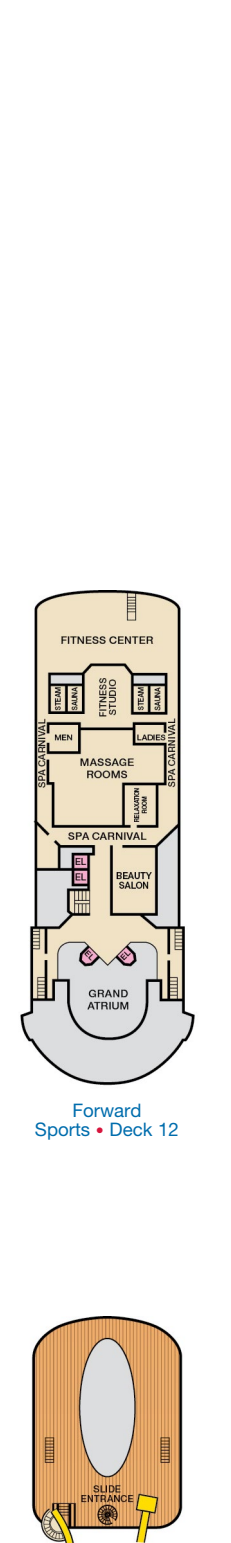
Promenade • Deck 9



Lido • Deck 10



Verandah • Deck 11



Aft Sports • Deck 12



Sun • Deck 14