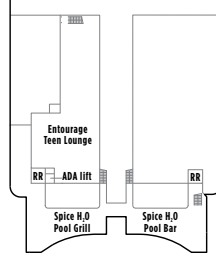
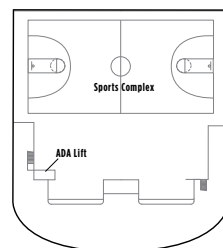
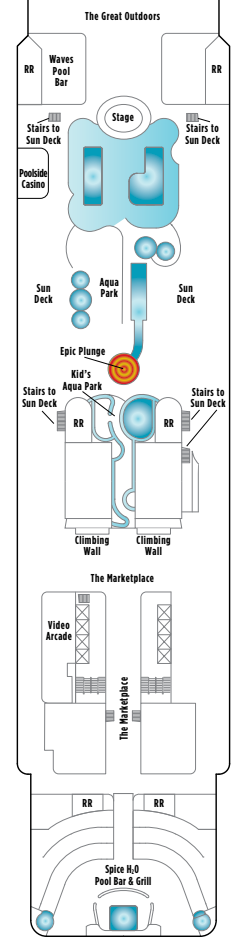
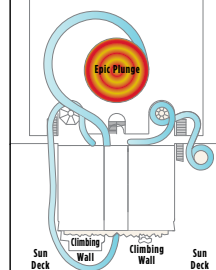
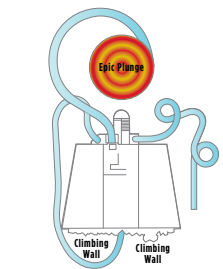
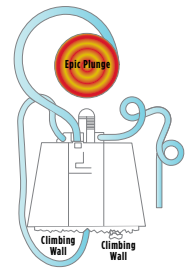
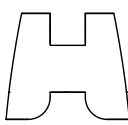
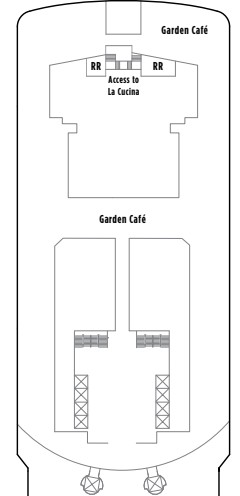
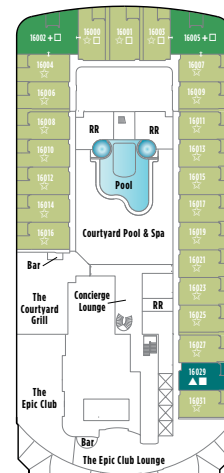
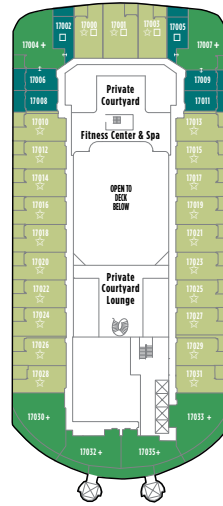
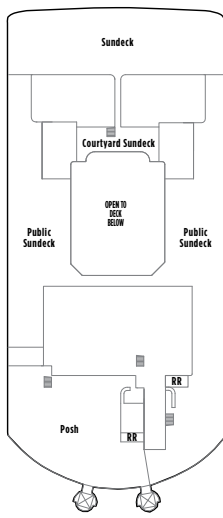
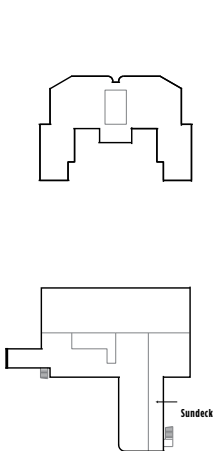


NORWEGIAN EPIC

Deck plans and information subject to change.

SYMBOLS

- With facilities for the disabled
- ↔ Connecting staterooms
- ▲ 3rd guest occupancy avail.
- + 3rd/4th guest occupancy avail.
- ★ 3rd/4th/5th guest occupancy avail.
- ☆ Up to 6th guest occupancy avail.
- Enclosed balcony
- × Elevator
- RR Restroom



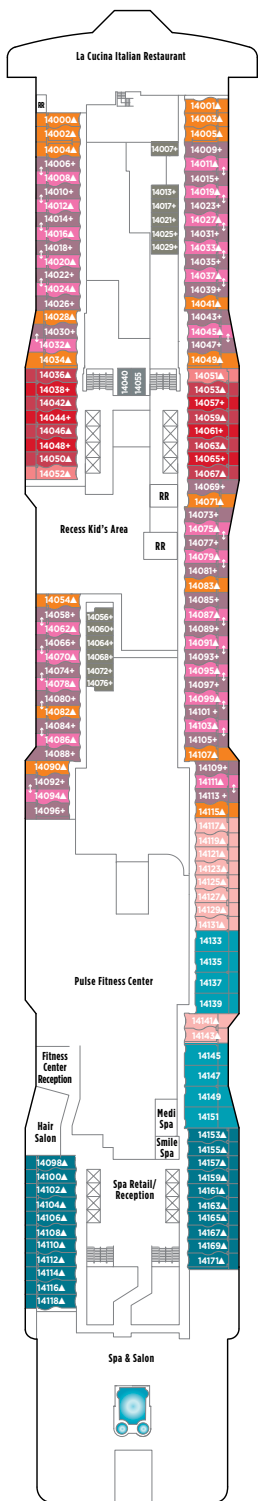
Deck 19

Deck 18

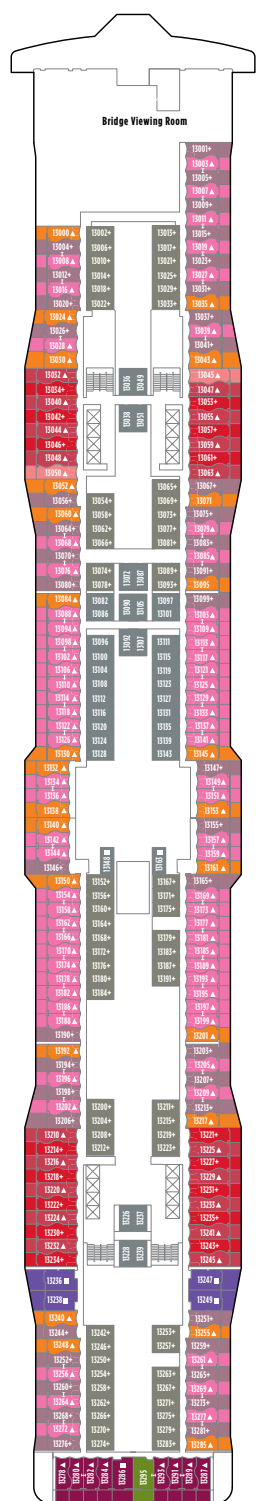
Deck 17

Deck 16

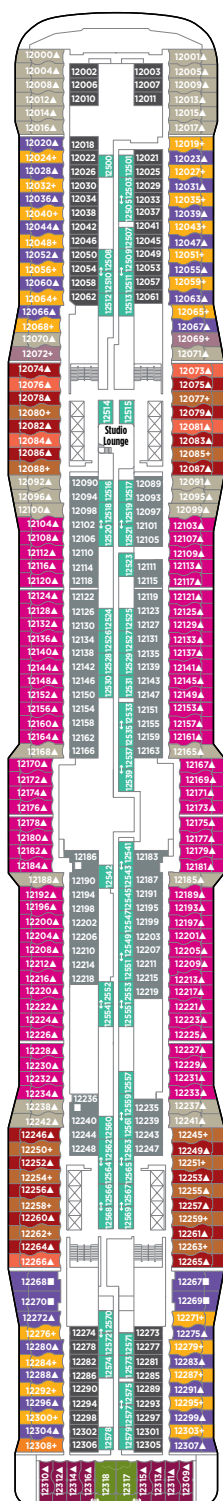
Deck 15



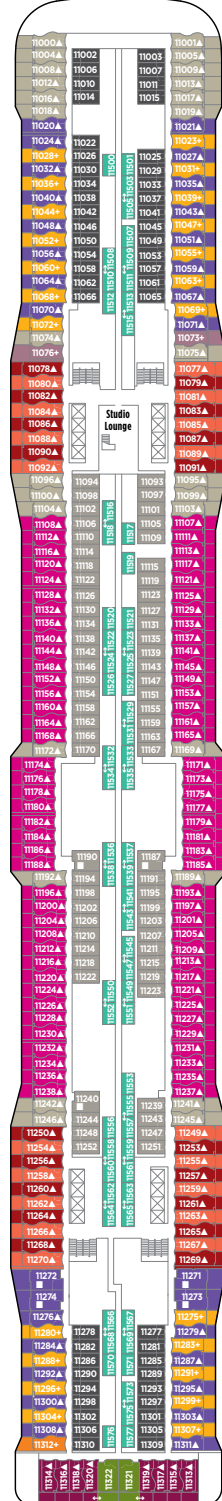
Deck 14



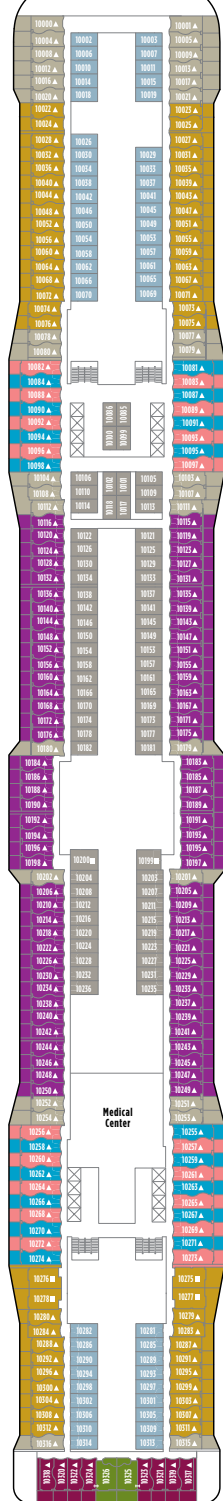
Deck 13



Deck 12



Deck 11



Deck 10

NORWEGIAN EPIC

Deck plans and information subject to change.

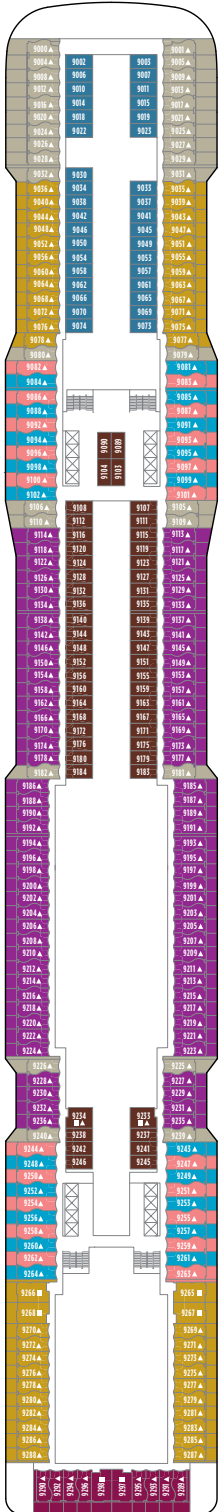
SYMBOLS

- With facilities for the disabled
- ↔ Connecting staterooms
- ▲ 3rd guest occupancy avail.
- + 3rd/4th guest occupancy avail.
- ★ 3rd/4th/5th guest occupancy avail.
- ☆ Up to 6th guest occupancy avail.
- ⊗ Elevator
- RR Restroom

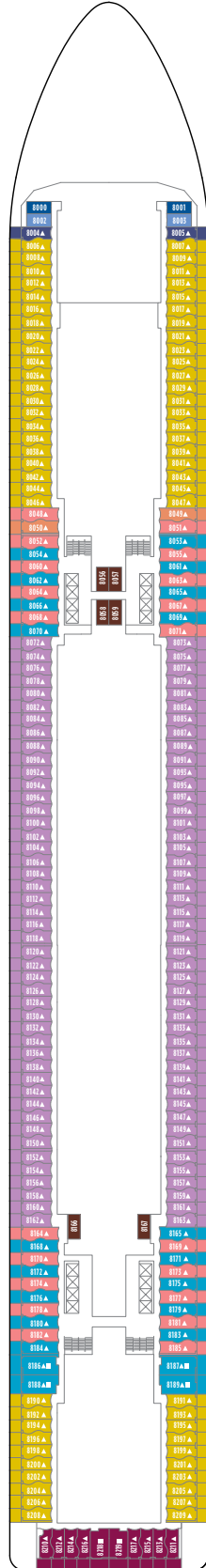
STATEROOM FEATURES

All staterooms aboard Norwegian Epic have a phone, TV, air conditioning, refrigerator*, safe, duvet, bathroom with shower and hair dryer. All lower beds are convertible to a queen-size bed.

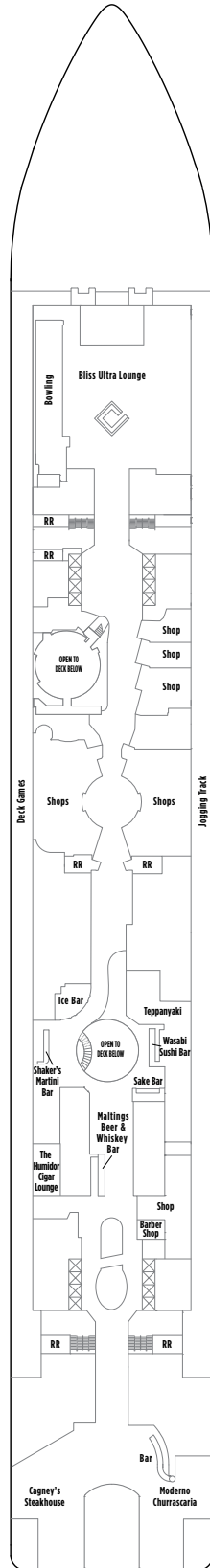
Quoted stateroom sizes include balconies where applicable.
*Not available in Studios, category T1.



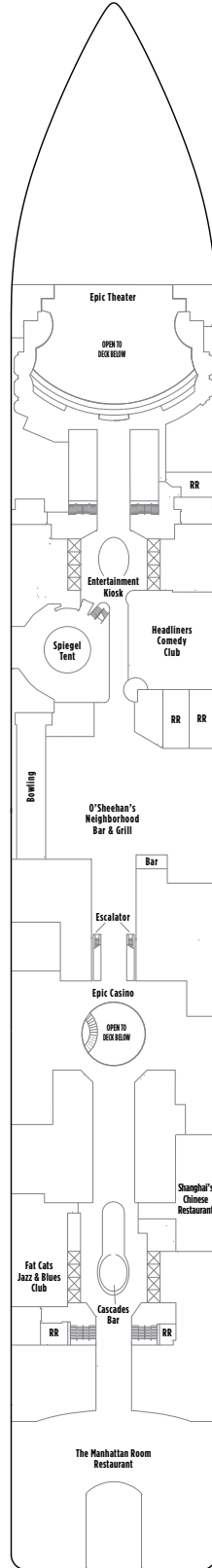
Deck 9



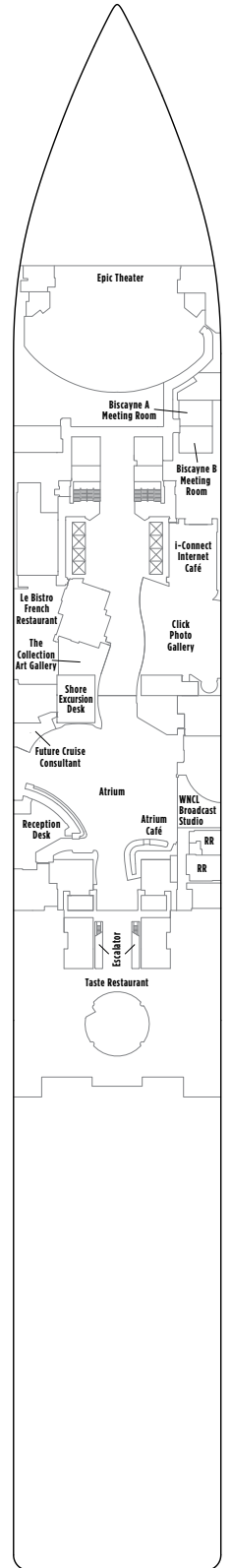
Deck 8



Deck 7



Deck 6



Deck 5



Access to The Haven Courtyard with pool, hot tubs and private sun deck.

THE HAVEN DELUXE OWNER'S SUITES

H2 Bedroom with king-size bed, bathroom with whirlpool tub & separate shower, living room with dining area, balcony (some suites with enclosed balcony with sliding glass doors). Butler service and concierge available. Size approx. 79 m²; max. occupancy 4 guests



Access to The Haven Courtyard with pool, hot tubs and private sun deck.

THE HAVEN FAMILY VILLAS & THE HAVEN COURTYARD PENTHOUSES

H4 (The Haven Family Villas) Two separate bedrooms, one with queen-size bed, two bathrooms (one with tub & separate shower), living room with dining area, balcony (some suites with enclosed balcony with sliding glass doors). Butler service and concierge available. Size approx. 47 m²; max. occupancy 6 guests

H5 (The Haven Courtyard Penthouses) Round queen-size bed, balcony (some suites with enclosed balcony with sliding glass doors). Butler service and concierge available. Size approx. 30 m²; max. occupancy 2 guests



Access to The Haven Courtyard with pool, hot tubs and private sun deck.

THE HAVEN SPA SUITES & THE HAVEN PENTHOUSES

H9 (The Haven Spa Suites) Round queen-size bed, hot tub, balcony, complimentary access to the exclusive thermal spa suites. Butler service and concierge available. Size approx. 30 m²; max. occupancy 2 guests

H6 (The Haven Penthouses) Round queen-size bed, balcony. Butler service and concierge available. Size approx. 30 m²; max. occupancy 2 guests



MINI SUITES

M9 (Spa Mini Suites) Two lower beds, sitting area, separate areas for bathroom, sink & shower, balcony, complimentary access to the exclusive thermal spa suites. Size approx. 23 m²; max. occupancy 3 guests


M2 **M3** **M4** **MA** **MB** **MC** **MD** (M2-M4=Family Mini Suites) Two lower beds, sitting area, separate areas for bathroom, sink & shower, balcony. Size approx. 23 m²; max. occupancy M2, M4 4 guests, M3, MA-MD 3 guests



BALCONY STATEROOMS

B9 (Spa Balcony Staterooms) Two lower beds, sitting area, separate areas for bathroom, sink & shower, balcony, complimentary access to the exclusive thermal spa suites. Size approx. 20 m²; max. occupancy 3 guests

B1 **B2** **B3** **B4** **B5** **B6** **BA** **BB** **BC** **BD** **BE** **BF** (B2-B5=Family Balcony Staterooms) Two lower beds, sitting area, separate areas for bathroom, sink & shower, balcony (steel enclosed in some staterooms) (B1 is aft-facing; B6 has a larger balcony). Size approx. 20 m²; max. occupancy B2, B5 4 guests, B1, B3, B4, B6, BA-BF 3 guests



INSIDE STATEROOMS

I1 **IA** **IB** **IC** **ID** **IE** **IF** (I1=Family Inside Staterooms) Two lower beds, separate areas for bathroom, sink & shower, Size approx. 12 m²; max. occupancy I1 4 guests, IA-IF 2 guests



STUDIOS

T1 Designed especially for solo travellers: full-size bed, window to corridor (with one-way glass and shade), separate areas for bathroom, sink and shower, exclusive access to the Studio Lounge with bar service. Size approx. 9 m²; max. occupancy 1 guest